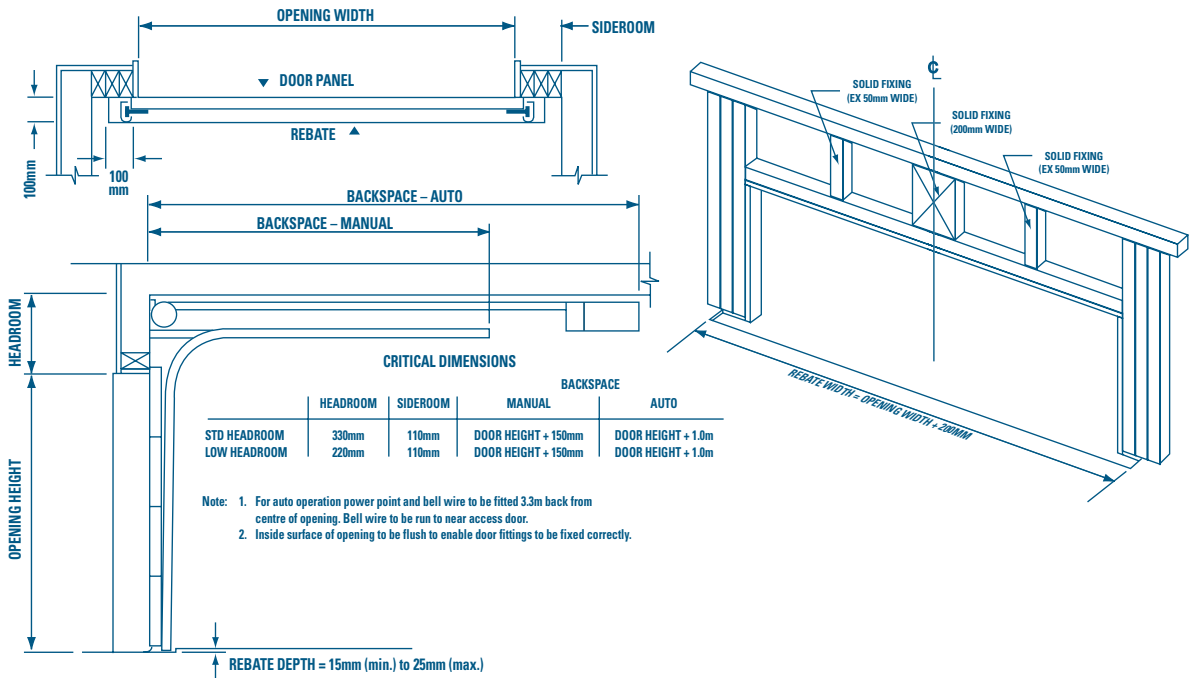
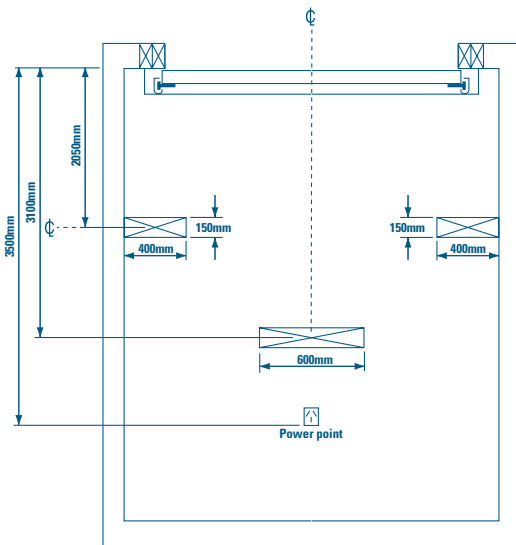


# Sectional Panelift™

**Note:** With ongoing product developments, the manufacturers retain the right to change products and specifications without prior notification. If a specification is critical to the end use, please contact the manufacturer first.

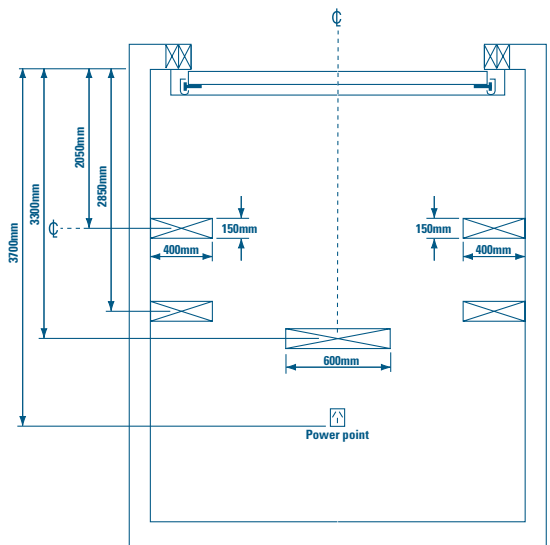


## NOGGING DETAIL FOR SECTIONAL UP TO 2.28M HIGH (TRACK AND MOTOR FIXINGS)



**Note:** The details shown are for 2.28m Maximum height Sectional Door with Standard 330mm Headroom. Also for Intermediate Headroom of 220mm with springing to front.

## NOGGING DETAIL FOR SECTIONAL 2.3 – 2.75M HIGH (TRACK AND MOTOR FIXINGS)



**Note:** The details shown are for 2.75m Maximum height Sectional Door with Standard 330mm Headroom. Also for Intermediate Headroom of 220mm with springing to front. Measurements for motor with 2.5m C-Rail, add 1m when using a 1m extension.



Your Garador™ Dealer:

**Notes / Information**

- The company reserves the right to make changes or improvements to the products or accessories without further notice and without incurring any obligation to make similar changes or improvements to goods previously ordered. Specifications subject to change without notice.
  - Prefixed Trademarks are trademarks of B&D Doors (NZ) Ltd.
  - Details correct at date of publication.
- Garador is a division of B&D doors (NZ) Ltd, an Alesco company. © Copyright 2008.

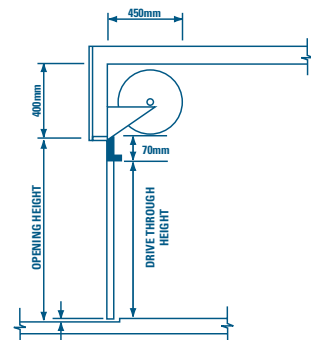
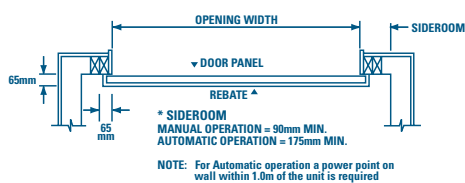
For more information on this product or other ranges, phone 0800 GARADOR or visit [www.garador.co.nz](http://www.garador.co.nz)

*Umsan etue feum ent wis nisim*

# Planning & Installation

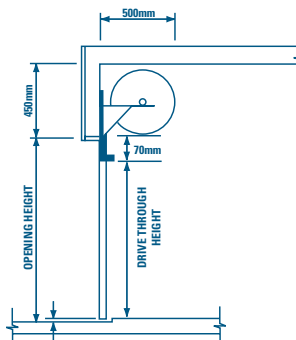
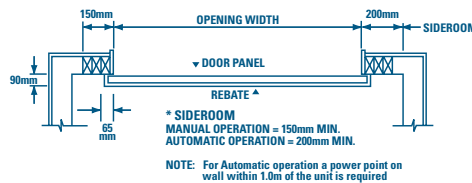
## Roll-A-Door<sup>TM</sup>

**Note:** Reduction of clear drive through opening height when door is fully open. With ongoing product developments, the manufacturers retain the right to change products and specifications without prior notification. If a specification is critical to the end use, please contact the manufacturer first.



Series 1

REBATE DEPTH = 25mm (APPROX)



Series 2

REBATE DEPTH = 25mm (APPROX)

## Tilt-A-Door<sup>TM</sup>

With ongoing product developments, the manufacturers retain the right to change products and specifications without prior notification. If a specification is critical to the end use, please contact the manufacturer first.

